



Brian Sandoval
Governor



Richard Whitley
Director

State of Nevada
Department of Health and Human Services

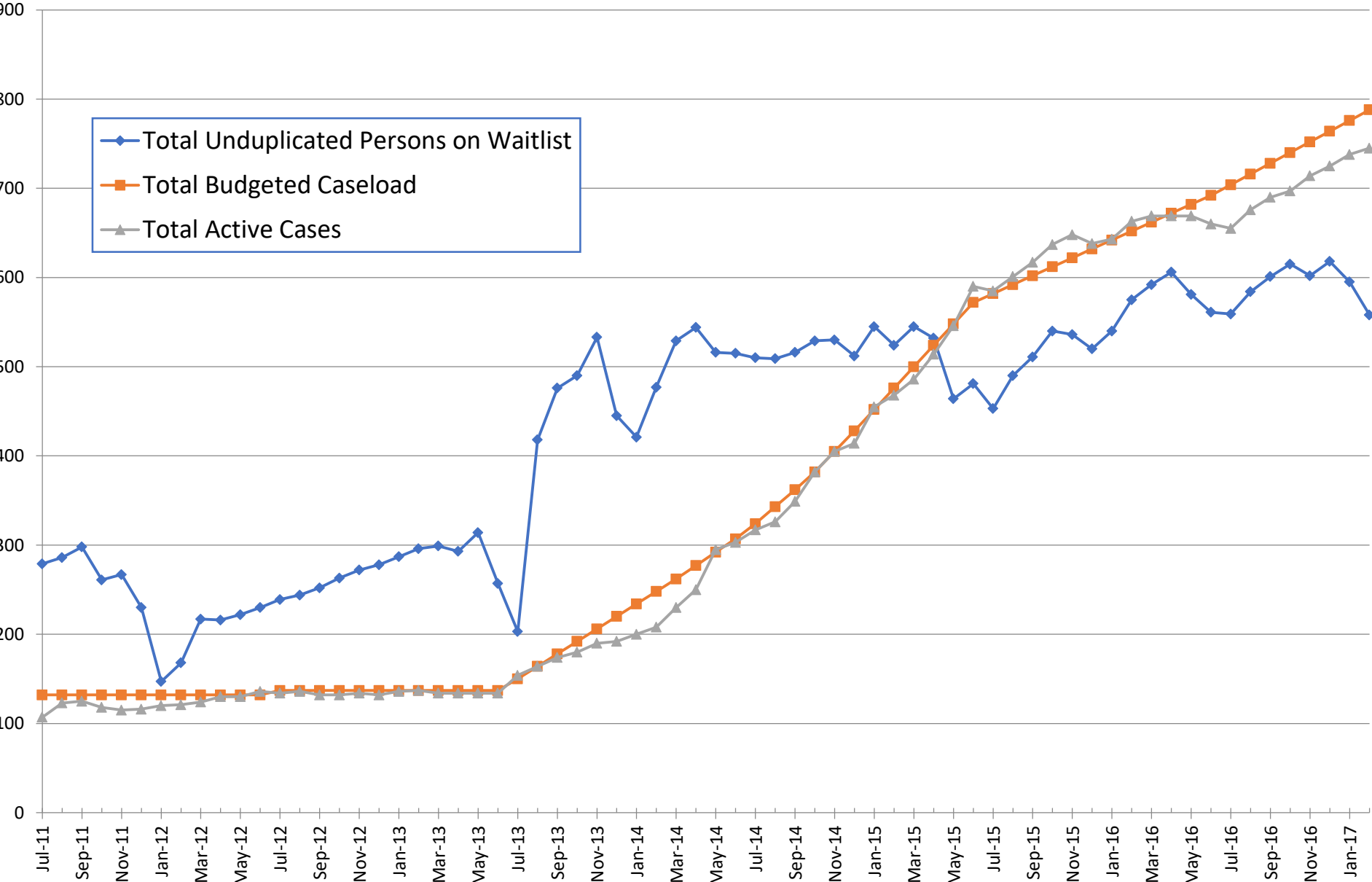
Aging and Disability Services Division
Autism Treatment Assistance Program (ATAP)
Brook Adie HPM 3
03/13/2017



ATAP

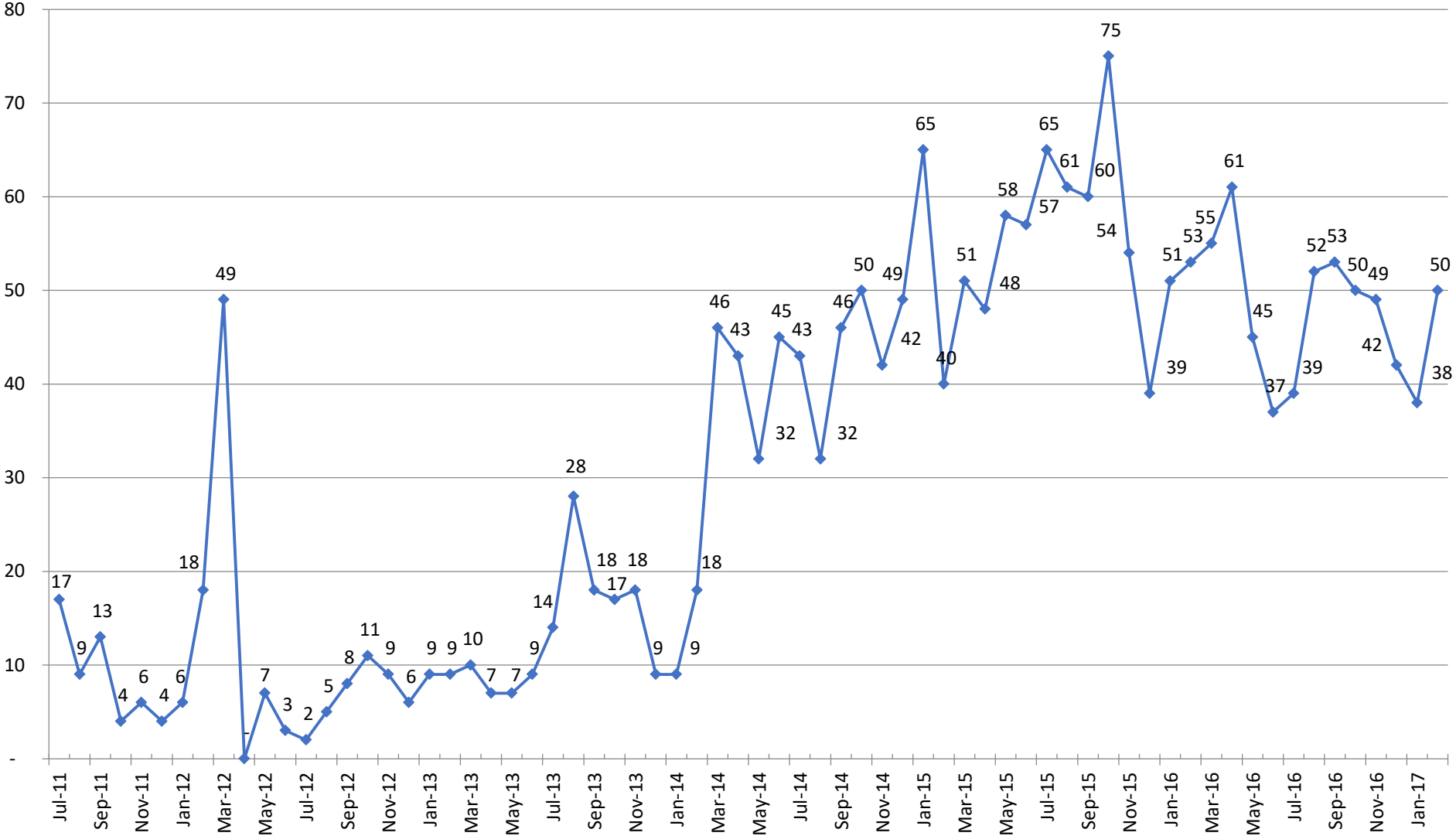
- February Monthly caseload to date (2/28/17)
 - 50 new applications
 - 15 new children received services
 - 745 active children, average age: 8
 - 558 total children waiting, average age: 7
 - Average wait time: 350 days

ATAP Caseload Growth



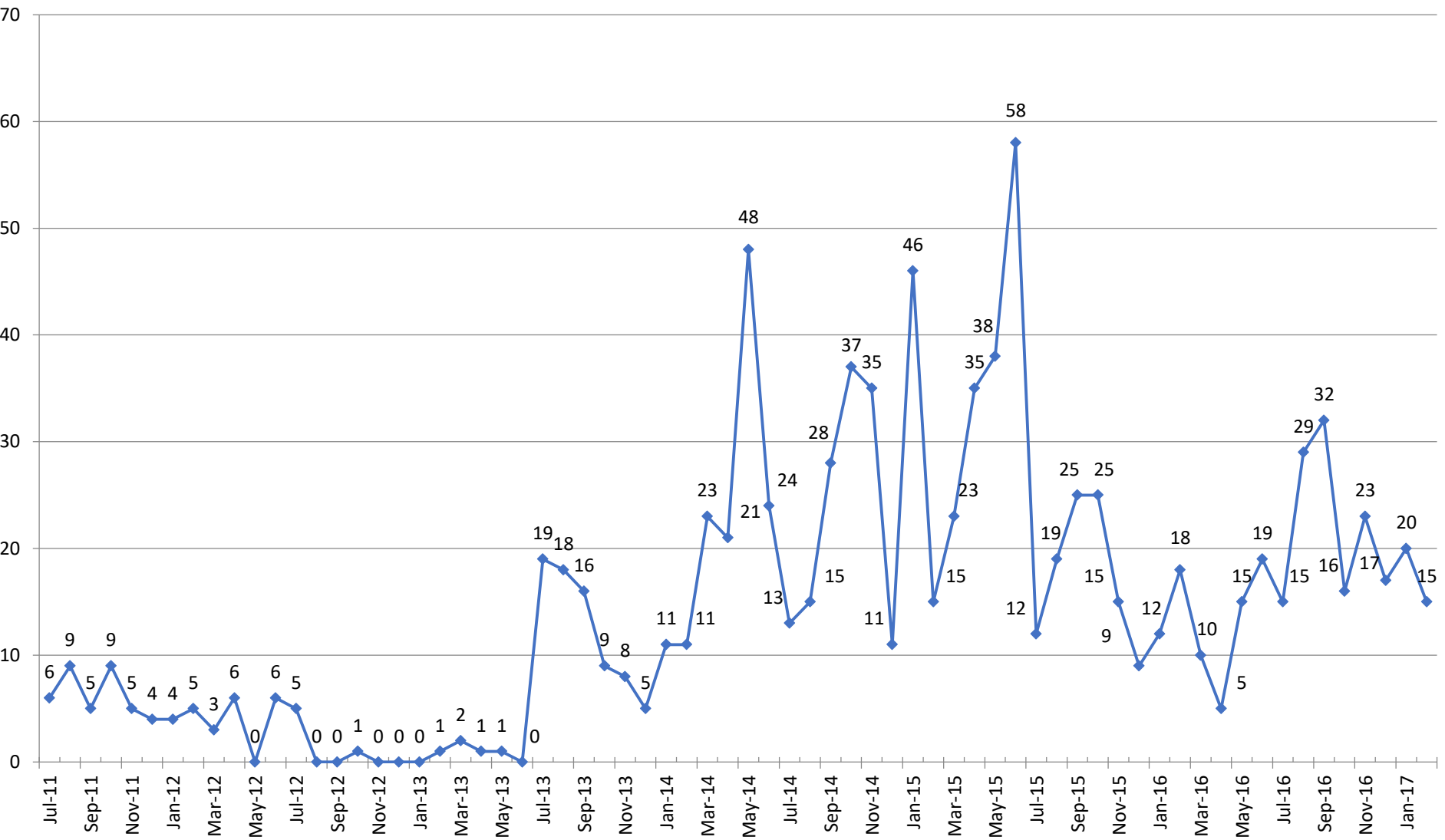
Referrals to date

New Applications



New Cases

Children placed in Active status



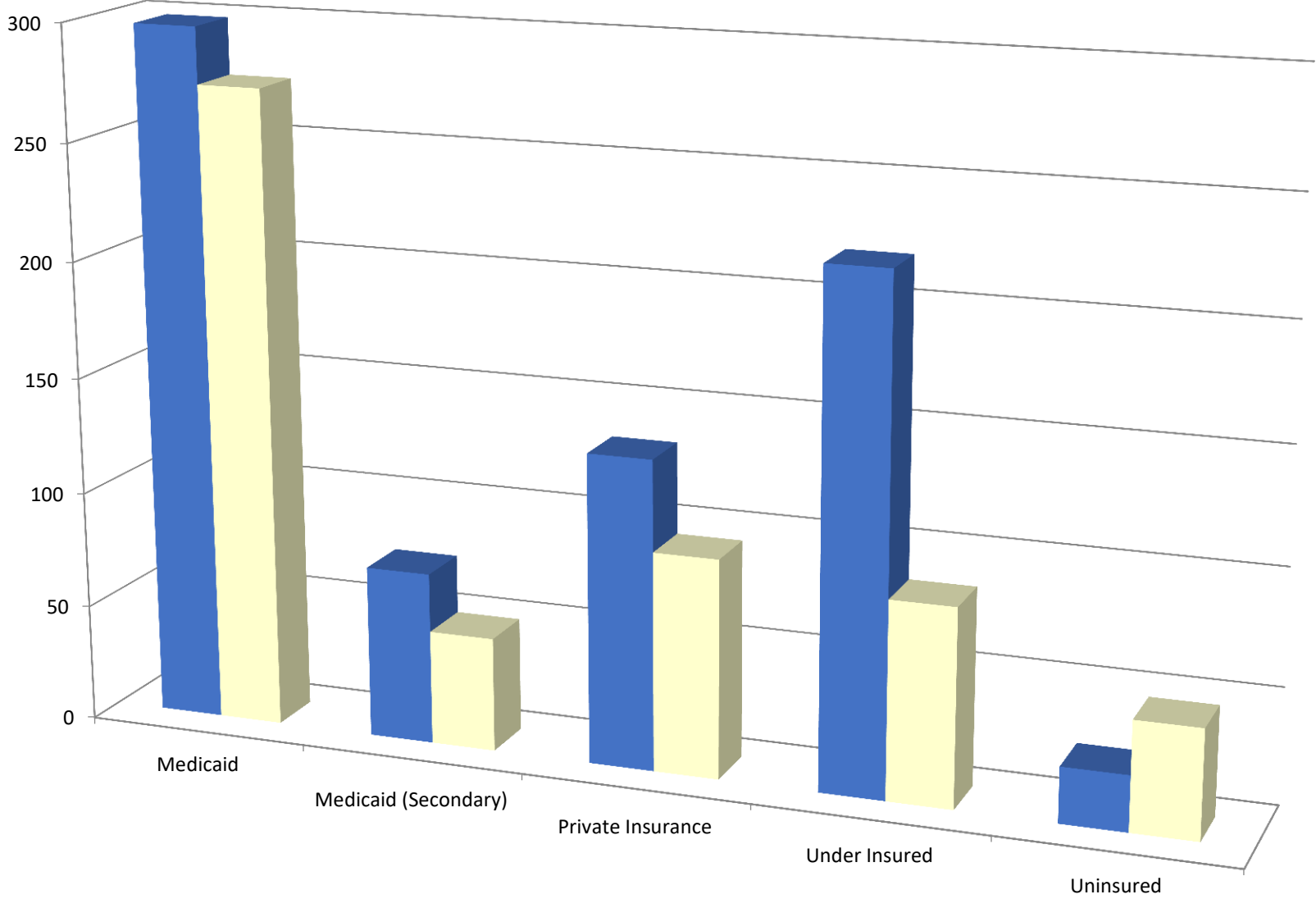
Active Children by Age

Age	Comprehensive	Insurance	Svc Coordination	Social Skills	Basic	Extensive	Therapeutic	Transition	Grand Total
2 Years old	9	7							16
3 Years old	33	18	1						52
4 Years old	58	23			1	1	1		84
5 Years old	55	12				3			70
6 Years old	51	10				2			63
7 Years old	49	13		1		13			76
8 Years old	21	12	1	3	5	16	1	1	60
9 Years old	19	13		1	2	29			64
10 Years old	9	8		2	2	31			52
11 Years old	5	7			4	27			43
12 Years old	2	6		2	8	30		3	51
13 Years old		9		1	4	19	1		34
14 Years old		10		7	5	11			33
15 Years old	2	1		1	2	12			18
16 Years old		5		2	3	3			13
17 Years old		4			1	3			8
18 Years old		3		1	1	2		1	8
19 Years old					3				3
Grand Total	313	161	2	21	41	202	3	5	748

Waiting Children by Age

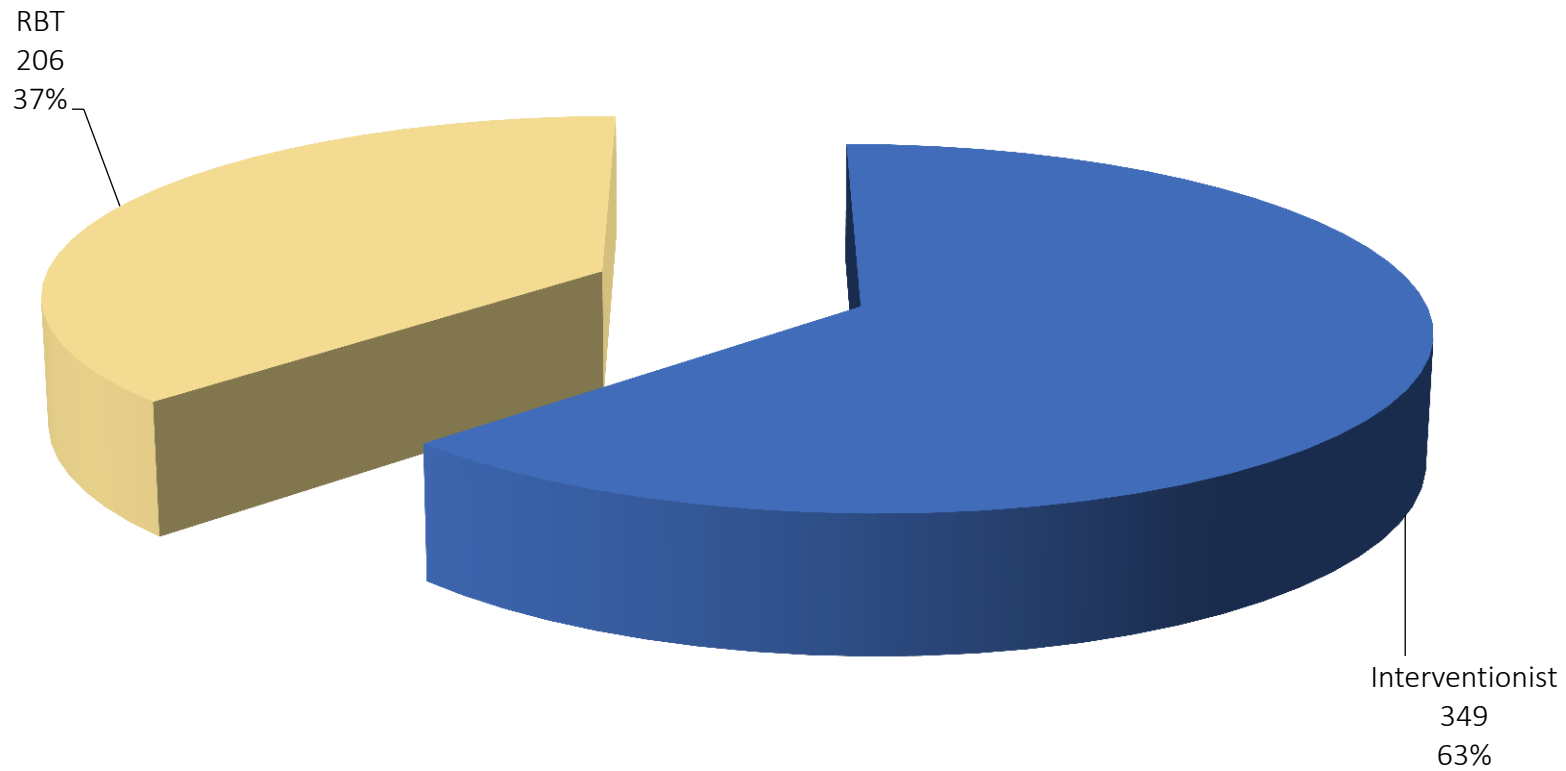
Age	Comprehensive	Insurance	Social Skills	Basic	Extensive	Undetermined	Grand Total
1 Year old						2	2
2 Years old	12	10				40	62
3 Years old	36	26				31	93
4 Years old	20	14				25	59
5 Years old	21	20				18	59
6 Years old	20	9				6	35
7 Years old	11	9			4	11	35
8 Years old	2	5			14	6	27
9 Years old		4			20	8	32
10 Years old		8			11	5	24
11 Years old		2	1		23	3	29
12 Years old		1		1	11	10	23
13 Years old		2	1	1	10	5	19
14 Years old		3	1	1	4	8	17
15 Years old		2			3	6	11
16 Years old		1		1	5	4	11
17 Years old		1		2	2	3	8
18 Years old						3	3
Grand Total	122	117	3	6	107	194	549

Insurance Coverage Availability



Interventionist to RBT changes

Total Paraprofessionals



Medicaid Status Update

- Total number of Medicaid Active 372
 - Medicaid FFS (including Katie Beckett & Nevada Check Up)
 - 312 children
 - Managed Care Organization
 - 60 children HPN/Amerigroup (40/20 respectively)
- 71 children receiving Medicaid need to be transitioned to a Medicaid Provider
- To date there have been 165 Prior Authorizations (PA) submitted to Medicaid for 129 children
 - 27 children we have received a PA, but are on hold for diagnosis verification.
 - 16 children have completed the diagnosis verification and we are waiting on PA.
 - 50 children need the diagnosis verification and PA.
- Total claims submitted to Medicaid \$145,815.21
- Total received from Medicaid \$28,876.96
 - Barriers to non payment are:
 - A lack of certified staff providing services
 - Medicaid as a secondary insurance source

Questions – Comments

Brook A. Adie MS, LSW

775-687-0555

baadie@adsd.nv.gov